

Who do you want to be?

One of the most exciting things about playing D&D is that you have the power to be **WHOEVER** you want. But, as we all know, with great power comes great responsibility and it can be tough to decide on a character.

So, how can you come up with the best character for you? First, let's do some brainstorming to find a good fit, After that, we'll work on finding the perfect name, designing a great look, and creating an interesting backstory.

Read on to find out how.

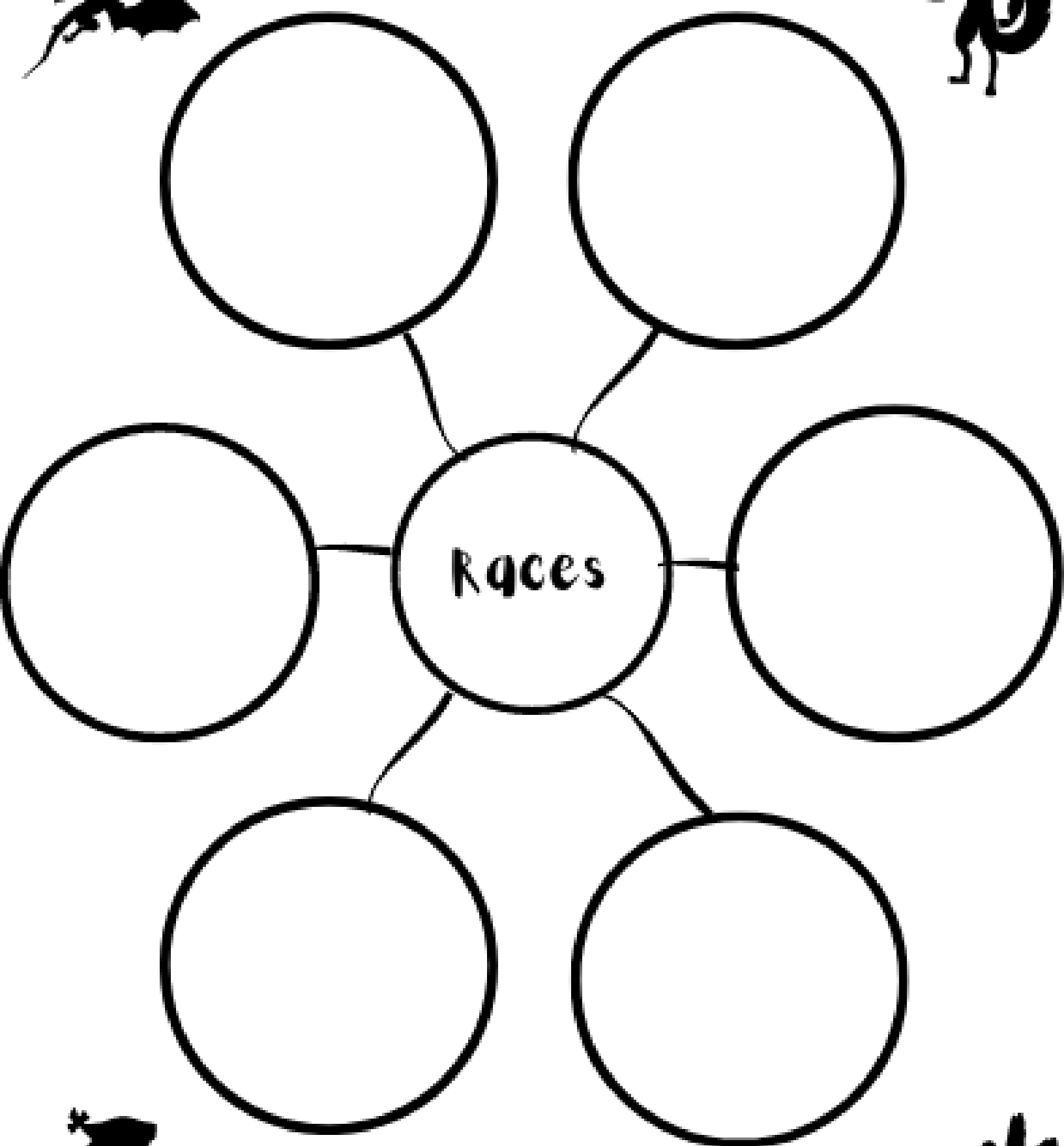
Character Creation Steps


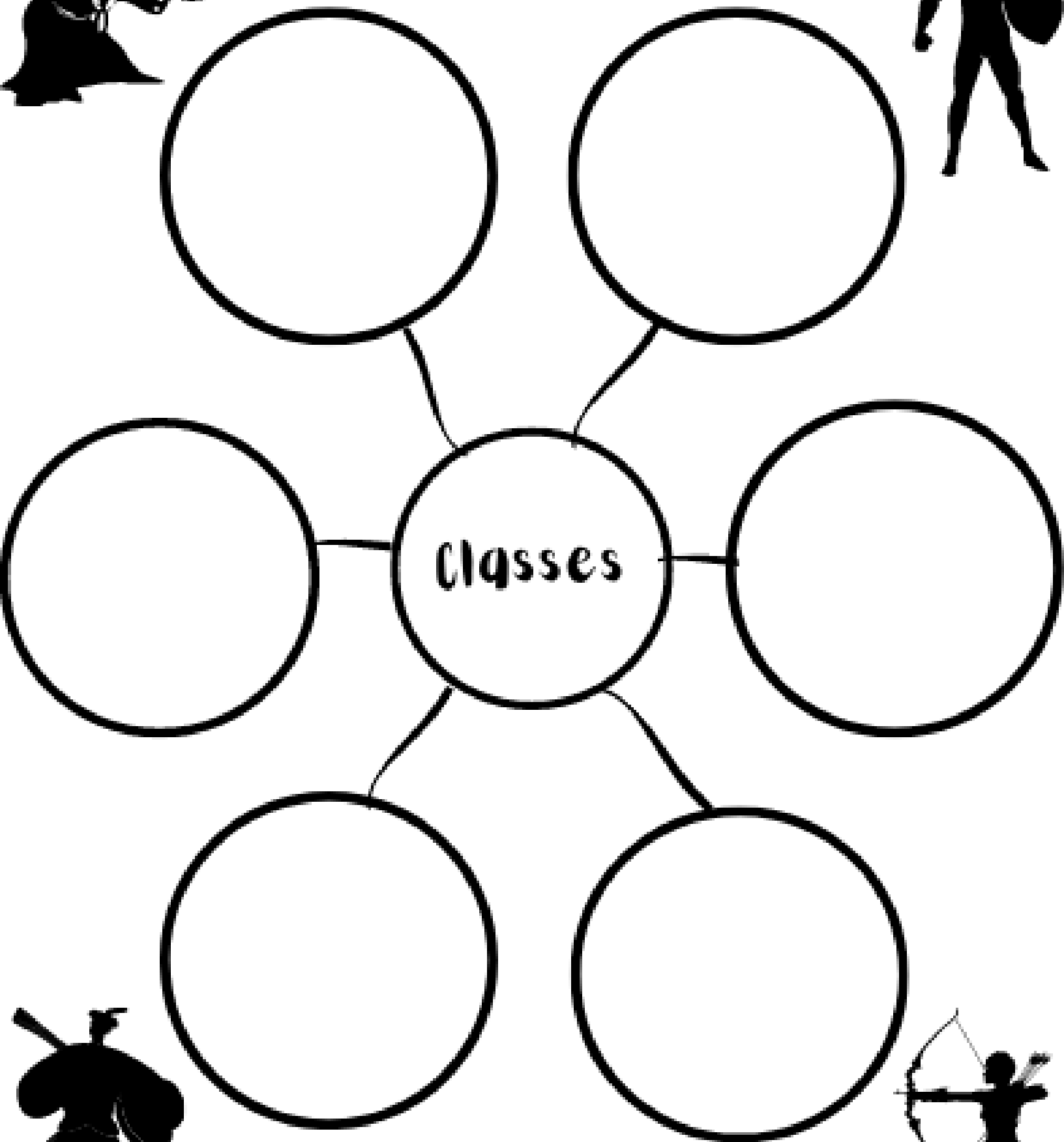

1. First, let's choose your character's race (elf, human, gnome, etc). Write or draw a possible choice in each circle of the idea web. You can use The Player's Handbook, go to <https://www.dndbeyond.com/races>, or come up with ideas all your own. Once you've completed the web, put a star next to the one you feel most drawn to.

2. Next, repeat Step 1 using the Class web. Again, you can use The Player's Handbook, go to <https://www.dndbeyond.com/classes>, or ideas of your own.

3. Namestorm! Set a timer for 5 minutes. Scribble down all the different name possibilities that you can think of. Do you like any of these? If yes - Cool! Keep it! If no - Try again! If nothing comes to you today, that's okay, too. Give it time!

4. Complete the character sheet. Use your imagination and HAVE FUN!







Namesstorm

Brainstorm a list of names for your character.

Circle your favorite.




Character Sheet

Name ~ _____

Species ~ _____

Class ~ _____

Age ~ _____



Portrait



Character Traits

Special Skills

--	--

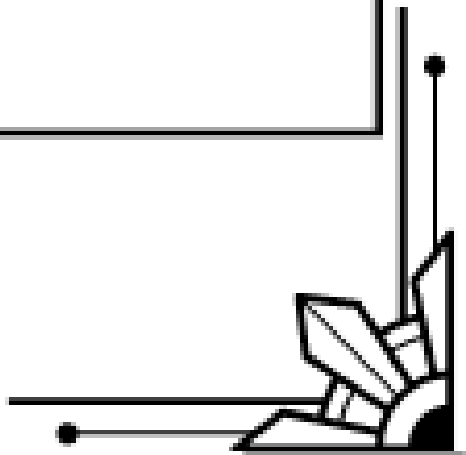
--

Equipment

Catch Phrase

--

--





Backstory

Goals

